

This is just a suggestion

Test this install and make sure that you know how this will work before you put this gauge set on you motorcycle.

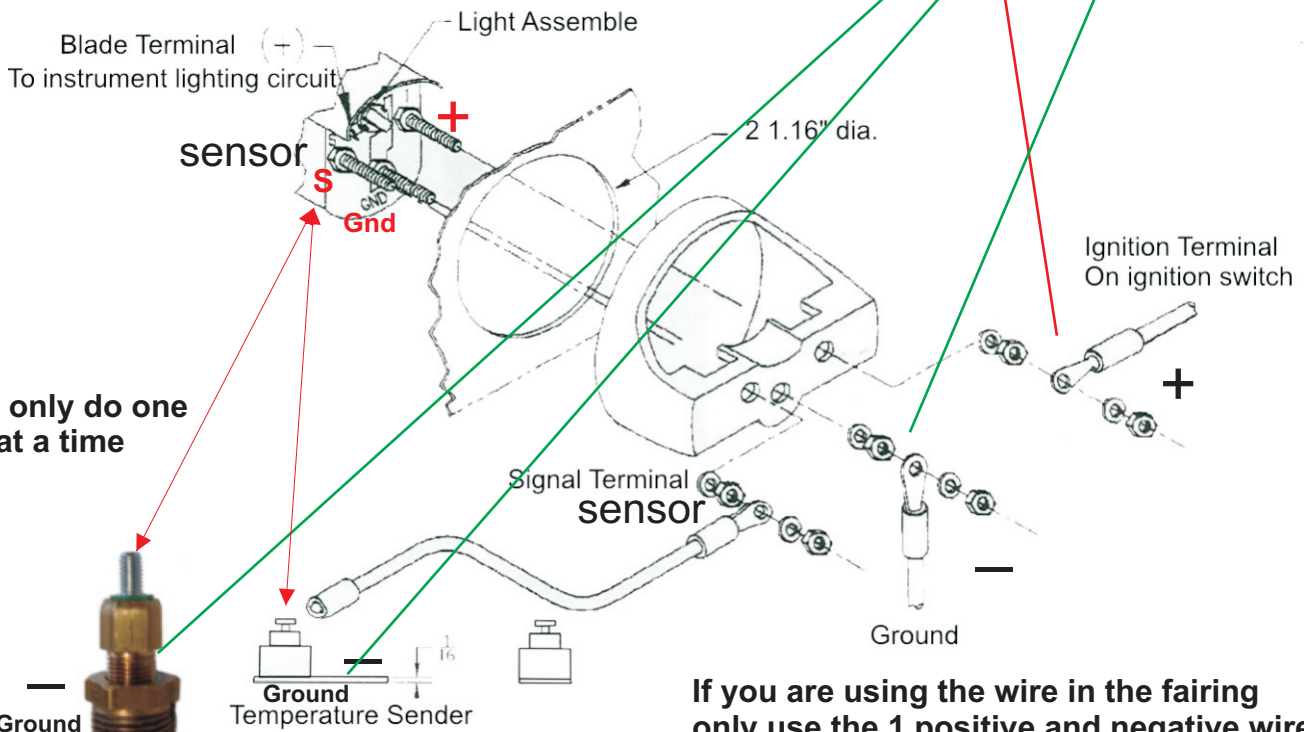
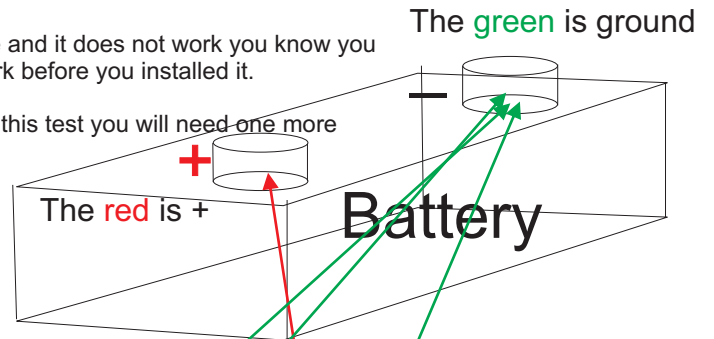
To test how this works before you install it on the motorcycle take and put the wires on the proper post on the gauge and then on the sensor.

Now take and put the positive wire on a battery post + and then the Neg wire on the battery post -.

Now take a hair dryer and heat up the sensor and the gauge should go up. Now you should now how to put the gauge on your bike and you know that every thing works before you install it.


Now when you install it on your bike and it does not work you know you did something wrong because it work before you installed it.

The bike will be your ground but for this test you will need one more wirer for ground.



oil sensor

Head sensor



3/19/10